



**silversummit
healthplan**

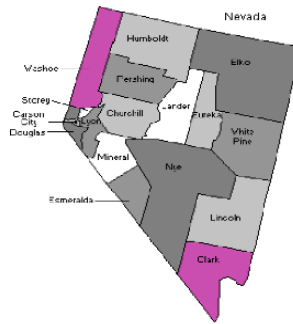


SilverSummit Overview



WHO WE ARE

Operations in
2 counties serving Nevada
Medicaid and Check Up
members



180+ employees*
in Las Vegas and Reno

OUR PRODUCTS



FROM



OUR PURPOSE

Transforming the Health of the
community, one individual at a time.

OUR MISSION

Better health outcomes at lower costs

OUR BRAND PILLARS

Focus on Individuals | Active Local
Involvement | Whole Health

* Numbers are constantly changing as we continue to hire staff and contract with providers.
Confidential and Proprietary Information
Confidential and Proprietary Information

Member Focused Approach to the Medicaid Redistribution



Member

- Continuity of Care
- Access to Care
- Benefit Education
- Intensive Outreach

Provider

- Education
- Continuity of Care
- Outreach, Trainings, Tool Kits
- Financial Investment

Community

- Education
- Community Investments to support outreach
- Leverage CBOs Connections

**167,000 Medicaid Recipients served by SilverSummit
with roughly 20,000 in Washoe County**

Community Solutions

*Transforming the Health of our Community,
One Member at a Time*

SilverSummit Member Benefits Value-Added & MyHealthPays



Reasons to stay with SilverSummit Healthplan!



A Nevada Medicaid and Nevada Check Up Plan



Take advantage of SilverSummit Healthplan's **FREE NEW** extra benefits and **MORE**:

- Up to \$800 in Visa® gift cards for going to the doctor and completing programs*
- Up to \$300 for equipment for members transitioning to the community, pursuing a job, or going to school*
- A free Costco card
- Free rides to your doctor appointments and other services like WIC, food banks, and the pharmacy
- Housing and local staff to help with your needs
- A car seat, breast pump, and spa service for new moms*
- Tutoring for your kids and Free Boys and Girls Club Membership*
- NO referral needed to access our large network of specialists and other providers.

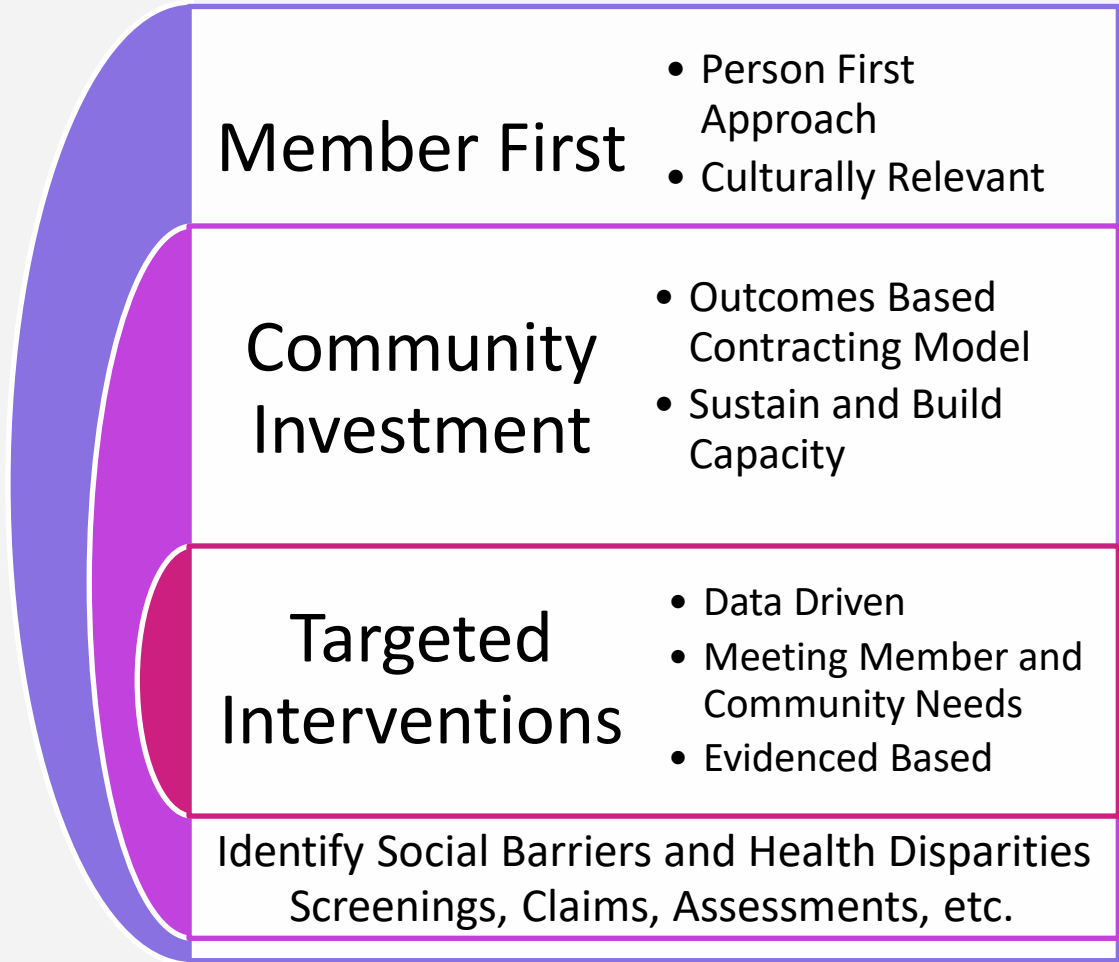
*Applies to qualified individuals.

Below are some of the healthy activities eligible for rewards.
Plus, you can get a free ride to our office through SilverSummit.
Call 1-844-366-2880 to schedule today.

SilverSummitHealth Plan <i>myhealthpays</i> ®	You Earn	Time Frame
PCP visit within 90 days of enrollment	\$30	1x Reward
Annual Flu Shot	\$20	1x Yearly
Annual comprehensive diabetes care	\$50	1x Yearly
Annual adult well care visit	\$20	1x Yearly
Annual well care visit	\$25	1x Yearly
6 infant well care visits up to 15 months old	\$10	(These visits are recommended at 3-5 days old, before 30 days old, and at 2, 4, 6, 9, 12 and 15 months old)

silversummithealthplan.com | 1-844-366-2880

©2022 SilverSummit Healthplan. All rights reserved. NV_MCD_PRCARD_1422



\$940,000



- \$300K to Washoe County for 1 Homeless Case Manager, 1 Detention Center Staff and Affordable Housing Funding
- Reno PD Funding for Tele-Health Crisis System
- Housing
- Food Security
- Covid Vaccination
- Workforce Development

Measure Social and Health Impact

Improved Access & Health

Compared to demographically similar members, individuals with **social barriers removed** are: ¹

4.8x More Likely to Schedule and Attend a PCP Visit

2.4x More Likely to Improve BMI

Reduced Cost

Aggregated saving of \$2400 per member per year by reducing preventable ER use: ^{2,3}

53% Reduction in Inpatient Spending

17% Reduction in Emergency Room Use

26% Reduction in Emergency Department Spending

Community Innovation

The healthcare savings from removing social barriers are **reinvested back into the community** through investments designed to increase data-sharing capabilities or sustain critical social services.

References:

1. Quality Data Analytics and Reporting team (QDAR) in Population Health, WellCare; Analysis based on 2017 STAR measures and completed August 2018
2. Expenditure Reductions Associated with a Social Service Referral Program, Pruitt, 2017
3. *Social linkages to cost savings*. Robert Wood Johnson Foundation's Center for Public Health Systems and Services Research at University of Kentucky, Mays, 2016

MEMBER



- Member First Approach
- Health Literacy Education
- Health incentives, outreach and targeted interventions

COMMUNITY



- Cultural Humility
- Partnership Based Interventions
- Community Investment
- Health Literacy Training

PROVIDER



- Cultural Competence Training
- SDoH integration
- Targeted Interventions and Outreach
- Value Based Contracting

**Decisions Driven by Health Disparities Data & Analytics
at the Member and Community level**

Behavioral Health Approach

*Presented by Maurice Cloutier
Director, Behavioral Health Services*

Chronic Member Conditions

**Alcohol
Use
Disorder**

**Drug Use
Disorders**

Depression

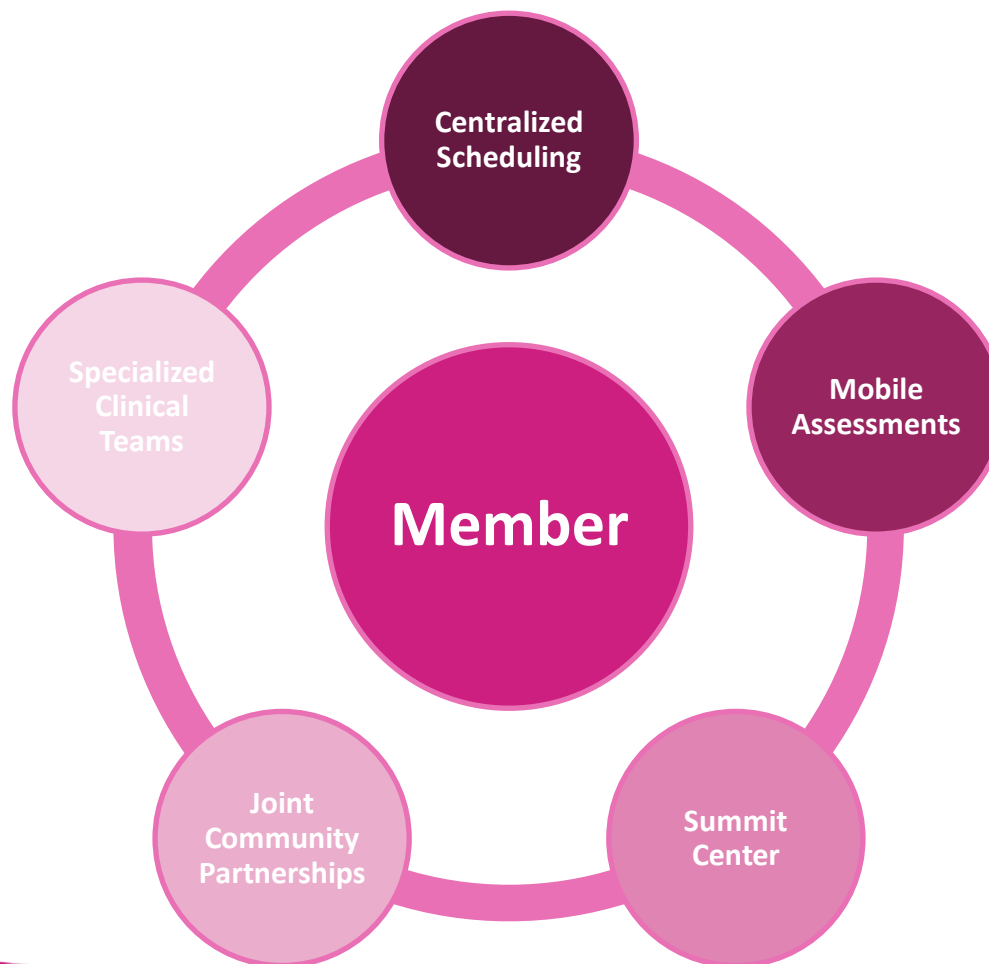
**Anxiety
Disorders**

**Bipolar
Disorder**

Network Build/Diversification



How we address Members' Needs



Results

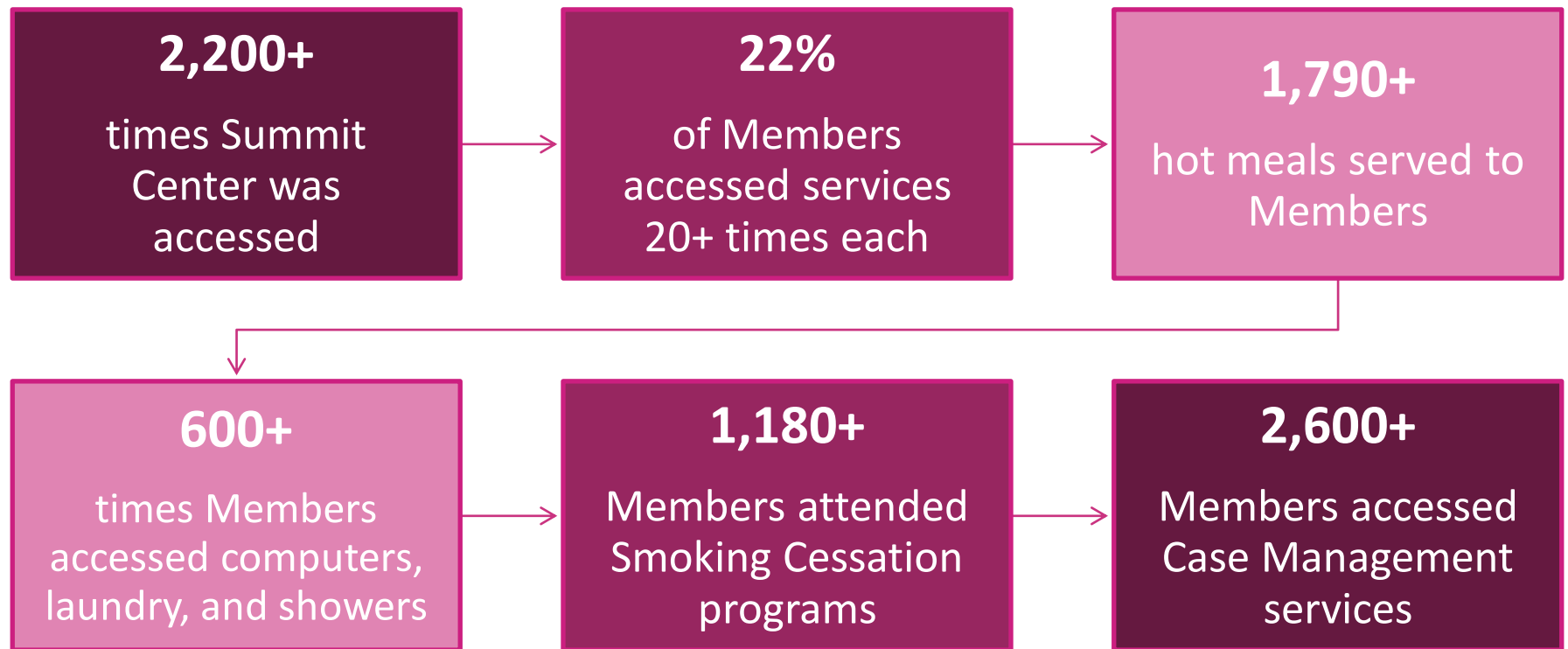
31% Decrease in BH Admissions

35% Decrease in BH Inpatient Days

6% Decrease in Average BH Inpatient Length of Stay

35% Decrease in BH Inpatient Readmissions

Summit Center Stats – CY 2020



“We Get You”

